



Language selection.....	2
Welcome to Beach King!.....	2
Main menu	3
Beach King.....	3
Explore.....	3
Highscore Run	3
Hall of Fame	4
Options.....	4
Controls.....	5
General Controls	5
Controls on the ground.....	5
Controls in air	6
Controls for the in-game map	6
Performing Stunts	7
Ground stunts.....	7
Wheelies.....	7
Jumping out of a quarter pipe.	7
Stunts in air	7
Basic Stunts.....	8
Combined rotational Stunts.....	8
Super Stunts	8
Special Stunt	9
As you get experienced.....	9
Overlay.....	10
Babe-O-meter.....	10
Safe Point	10
Time	10
Bonus	10
Stunt indicator.....	10
Crown.....	10
Balance indicator	10
Bonuses.....	11
Safe Point.....	11
Diamond.....	11
Silver and gold coins.....	11
2x multiplier.....	11
3x multiplier.....	11
Heart.....	11
Clock.....	11
Ice cube	11
Jump.....	11
Twister	12
Turtle.....	12
Credits for Beach King	13



Language selection

When setup is started, you will be asked to select a language: English, French, German or Dutch. After installation, the game will be playable in this language only.

Welcome to Beach King!

Yo dude, check out these babes man! You can win their love. Impress the babes with your best moves and stunts and you can become the new Beach King. Chicks will adore you. So put on some tan lotion, burn some rubber and win their hearts. Good luck and show them your awesome stunts. Go bro!



You can impress me with your moves and extreme stunts. The better the stunts the more you win a piece of my heart. Fill my hart with love and my ring with diamonds to become my Beach King.



Main menu

Choose your Thing!



There are several options you can choose from. You can navigate through the menu by using the ARROW-keys. If you want to select an option, press ENTER. If you want to go to the previous screen or cancel then press ESC.

Beach King

Stunt and please to impress! Win the hearts of the most beautiful babes around the world. Impress the babes by earning enough points and collecting diamonds to unlock all arenas and the bonus character!

When all babes fall for you, you can earn the title of Beach King... Good luck!

Tip: unlocking the next arena in the Beach King mode also unlocks it in the other game modes!

Explore

Train your stunt skills and explore the worlds for the best stunt locations to become the Beach King.

Highscore Run

In this game you are about to discover the world of Beach King and try to score as many points as you can in the arena of your choice. Here is were you go for highscores and impress your friends instead of the babes...





Hall of Fame

The ultimate Hall of Fame! Check out if you're good enough to beat the creators of this game!

Options

Change your controls, load and save games or change sound settings the way you like it.





Controls

Check out the controls in the Options menu. Below the default controls are described.

General Controls

Keys	Action
ESC	In-game menu
F1	In-game map Here you can investigate on where you are and where you can find the diamonds and other stuff. See paragraph "Controls for the in-game map"
ENTER	Respawn your buggy TIP: Use this key when your buggy gets stuck.

Controls on the ground

Keys	Action
UP-arrow	Accelerate
Down-arrow	Braking and reversing
LEFT- and RIGHT-arrow	Steering
SPACE-bar	JUMP: Press and hold the SPACE-bar (the car will sink a little bit downwards) Release the SPACE-bar to jump. TIP: if timing is correct, this shows a red trail behind the car. A missed jump shows a blue trail!
Right-SHIFT	Handbrake
MOUSE	Look around camera With this camera you can look around to find out which way to go next! NOTE: the look around camera only functions when the buggy drives very slowly or stands still.





Controls in air

Key	Action
LEFT-arrow, RIGHT-arrow, A-, S-, W- or D-key	Stunting See paragraph "Performing Stunts" for descriptions.
Right-CONTROL + A-, S-, W- or D-key	Super Stunt Press the Right-CONTROL together with A-, S-, W- or D-key to activate a Special Stunt. See paragraph Super Stunt . NOTE: You can only activate a super stunt when your crown is silver and glowing while you're in a good jump. If the timing of your jump is correct, this shows a red trail behind the car.
Right-CONTROL	Special Stunt Press the Right-CONTROL to activate the Super Stunt! See paragraph Special Stunt . NOTE: You can only activate a Special Stunt when your crown is gold and glowing while you're in a good jump. If the timing of your jump is correct, this shows a red trail behind the car.

Controls for the in-game map

Keys	Action
ESC	Return to the game
LEFT- and RIGHT-arrow	Switch cameras Use the LEFT- and RIGHT-arrow keys to switch between the several overview cameras. You can easily search for diamonds or the route you want to explore.





Performing Stunts

Ground stunts

Wheelies

You can collect points by performing wheelies.

The longer you can uphold the wheelie, the more points you get!

Points are awarded when you land on 4 wheels after a wheelie. So try not to tip over!

For instance, to start a right wheelie:

- Quickly tap the A-key and then the D-key.
- The wheelie indicator appears on screen.
- Try to balance the car as long as possible using the A- and D-keys.

You can perform the following wheelies by using these keys:

- Left wheelie: D-key → A-key.
- Right wheelie: A-key → D-key.
- Nose wheelie: S-key → W-key.
- Wheelie: W-key → S-key.

Jumping out of a quarter pipe.

Sometimes you want to reach a higher level by jumping out of a quarter pipe and onto the platform above and behind it.

- Drive into quarter pipe.
- When in air: press HOME.

This will “nudge” the nose of the car onto the platform.

Stunts in air

NOTE: you only get points awarded for stunts you performed if you land correctly!



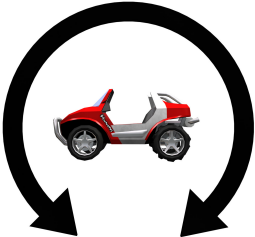
Even more, the better the landing, the more points you will be awarded.





Basic Stunts

First make sure that you are airborne (i.e. JUMP !)

Keys	Action
LEFT- and RIGHT- arrow	Push left or right to spin the buggy. 
A- and D-key	Push left or right to perform a barrel roll. 
W- and S-key	Push back- or forward to flip the buggy. 

TIP: in the beginning, use one rotation at a time!

Combined rotational Stunts

Make sure you will have enough airtime (i.e. JUMP HIGH!) before trying this:

- Press either the LEFT- or RIGHT-arrow in combination with the A-, S-, W- or D-key.
- Hold the keys.
- Wait until the car completes the rotation (hold the keys!).
- Release both keys when you completed the rotation. When you see the stunt name, you know the stunt has been completed.

Super Stunts

In order to perform super stunts you must:

- First gain enough points to fill the crown-indicator until it reaches the SILVER level (lower right hand corner of the screen).
- Find a location where you can perform a really far jump with enough airtime.
- When in air press the Left-SHIFT in combination with one of the four direction keys the A-, S-, W- or D-key.





Special Stunt

Performing this stunt earns you loads of points to impress the babes!

In order to perform the super stunt you must:

- First gain enough points to fill the crown-indicator until it reaches the GOLD level (lower right hand corner of the screen).
- Find a location where you can perform a really far jump with enough airtime.
- When in air press the Left-SHIFT and show off!

As you get experienced...

Try to link stunts in air or by performing another stunt just after you've landed one. This will be rewarded by multiplying your stunt score! You can multiply up to 3 times your score by doing this!



Overlay

Babe-O-meter

The babe wants her ring filled with diamonds. Scoring points wins her heart. The hart is red when she's in love, but real pro's go on for bronze, silver and gold!



Safe Point

Here you can see how long you're Safe Point will remain active.

Time

Keep a close eye on how much time you have left.

Bonus

This bonus will activate on your next jump.

Stunt indicator

See what stunt you just did and what it earned you!

Crown

Fill the crown by doing awesome stunts. When filled, you can do your super and special stunts.

Balance indicator

(Not shown in this picture)

When you are performing a wheelie, this meter indicates your balance.



Bonuses



Safe Point

The Safe Point bonus allows you to return to the point you've reached before. It is activated by picking it up and will remain activated for 15 seconds. Pressing ENTER will bring you back to the point where you picked up this bonus.



Diamond

You need to pick these up to impress this babe!



Silver and gold coins

Pick up these coins for extra points!



2x multiplier

Pick this one up to double your current stunt score.



3x multiplier

Pick this one up to triple your current stunt score.




Heart

Picking up these hearts will boost your score!



Clock

Extra time for Extra Stunts!



Ice cube

Freezes time, use it to expand your game time.



Jump

This one will make you jump real high. Say hello to airtime!
This bonus will automatically activate the next time you jump.





Twister

Now you are ready to do extreme spinning!
This bonus will automatically activate the next time you jump.



Turtle

Slow Mo! Helps you perform more stunts in less time. How cool is that!
This bonus will automatically activate the next time you jump.

Now stop reading this boring stuff and go for it! See you on the beach!





Credits for Beach King

<p>Senior Producer Lambert Wolterbeek Muller</p> <p>Project Management Igor Frid</p> <p>Lead Artists Angelo Bod Kent Kuné Paul Smits</p> <p>Artists Alejandro Gasch-Kuhne Antoine Snoek Edwin van Gessel Jack Hageraats Marcel du Long Matthijs Nahon Maurice Camps Oliver Hatton Peter van Dranen Remi van Loenen Stefan David Terry Chocolaad</p> <p>Animation Paul Claessens Wiek Luijken</p> <p>Quality Assurance Jan Molenaar</p> <p>Marketing Charon van Zanten Ellen van Meerendonk Nineke van Lieren</p> <p>Sales Dolf Hartman Hans Lange Jeroen Smit Patrick van Dissel</p> <p>Finance Jasper van der Veeke</p>	<p>Studio Manager Edwin van Dessel</p> <p>Product Design Ard Bonewald</p> <p>Lead Programming William Deurwaarder</p> <p>Programming Cameron Rabelink Harm van Dinter Mike van der Voort Paul de Feyter Ralph Egas</p> <p>Engine and Tools Team Jelle van der Beek Jeroen Krebbers Peter Aarsen Tom van Dijck</p> <p>Sound Effects Charter Audio Project Maniacs of Noise</p> <p>Music ACID Studios Bosscher & Boestaman</p> <p>Translations Ottenhof automatisering</p> <p>Voice casting Inter Voice Casting & Media</p> <p>Special thanks to All Bèta testers, André van Rooijen, Brian Fa-Si-Oen, Colijn van Noort, Elmar Jonasse, Hidde van Dijk, Jan-Pieter van Seventer, John Belmer, Martin Janse and Rudolf Wolterbeek Muller.</p> <p>And last, but not least Rogier Avis!</p>
---	---

