



EPILEPSY WARNING

Some people are susceptible to epileptic seizures or loss of consciousness when exposed to certain flashing lights or light patterns in everyday life. Such persons could risk a seizure while watching televised images or playing videogames. This can occur even if there have been no previous medical problems or history of epilepsy.

The following symptoms are characteristic of epileptic seizures: blurred vision, eye or face twitches, trembling arms or legs, disorientation, confusion or a temporary loss of bearings.

During an epileptic seizure, the loss of consciousness or convulsions can lead to serious accidents in the case of a fall. Stop playing immediately if you recognise any of these symptoms. We strongly recommend that parents watch over their children while they are playing with a videogame, as children and adolescents tend to be more prone to epileptic seizures than adults.

If these symptoms appear, **STOP PLAYING IMMEDIATELY AND CONSULT YOUR DOCTOR**. Parents and tutors should keep an eye on the children and ask them if they are experiencing some or all of the above mentioned symptoms. Children and adolescents are more prone to experience these effects related to the use of videogames than adults.

INDEX

The Handymen Book	03
The Characters	03
Profile Screen	04
Main Menu	04
Story	04
Ingame Screen.....	05
Score	06
Legendary Odd Job.....	06
Options	06
Credits.....	07

WHAT YOU NEED

- 2 Ghz Pentium 4
- 512 MB RAM
- 1 Gb available space
- Keyboard and mouse
- Nvidia Serie 6 (6600GT) or ATI Radeon X700
- Direct Sound compatible Sound card

Insert your game disc in your DVD-drive to install "FIX IT" in your PC. If autorun is activated, the installation will begin automatically. If not, double-click the SETUP.EXE file inside the game's DVD.

Double-click the game's icon on your desktop to run "FIX IT".

THE HANDYMEN BOOK

Welcome to FIX IT! This manual will help you face every job assigned by the crazy and wacky characters through the game. You'll have to show them that you're the best handyman in town! Let's get to work!

THE CHARACTERS

BRICK

The Workshop boss, Brick, is a bald and chubby handyman. He has a natural talent for precise and delicate jobs, and dreams of owning an international workshop franchise, but until now, his plans have been a complete failure. Maybe the arrival of his niece Andrea will change things a little...



STONEWALL

He is the tough but loyal partner of Brick. His natural strength makes him perfect for heavy work, but in spite of his menacing appearance, Stonewall is a noble and golden hearted man with a youthful spirit and one goal in life: to be the handyman of his own amusement park.



ANDREA

Brick's "adorable" niece has arrived to enjoy life in the city, and what could be better for a thrill than helping her uncle in his workshop? What Andrea doesn't know is that things are not always as easy as they look...



PROFILE SCREEN

- **Profile Screen:** In the Profile Screen, create a new profile or select an existing one to continue a previously saved game. Use the mouse to select the slot of your choice.
- **Create New Game:** To create a new game, select an empty slot, and create a new profile. The game will save all your progress through the game.
- **Continue game:** To continue a previously saved game, just select a slot with previously saved game data

MAIN MENU

In the workshop, you have three options to choose from: Story, Legendary Odd Job and Options. Select one of the options using the mouse.

STORY

- **Difficulty Level:** Are you a fine craftsman or just a lousy handyman? Choose how hard you want your progress to be in the Story Mode: Easy, Medium or Hard.



- **The City:** Welcome to the city! You can select all the jobs available in the city in this menu. As you progress through Story Mode, new jobs will be unlocked. Just point and click your mouse to select the job of your choice and click over "Go" to play it.

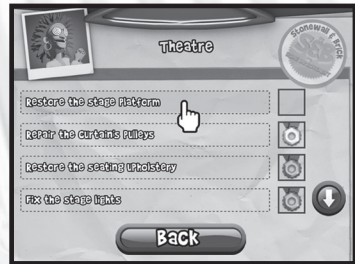


- **The Customers:** At the beginning of the job, we'll have a small chat with the customer. Prepare to meet strange people, my friend!



* Be careful! As you progress through the game, your reputation as a handyman will grow, and rival handymen will challenge you to a duel. But don't be afraid, we're better than them!

- **The Invoice:** As in every job, you always have to keep record of the work completed. In the Invoice Menu, you'll not only select the tasks, but you'll also see how many tasks are completed and how well you have performed. Don't worry if you have failed completing a task, or if you're not satisfied with your score. You can retry each task as many times as you want.




INGAME SCREEN

Now it's time to prove that you're a real handyman. You have the following elements in the Ingame Screen:

Calendar

In the calendar you'll see how much time you have available to complete the task. If the calendar reaches 0 days, you'll fail at completing the task.



Minigame Help

An icon explaining the mouse movement to perform in the minigame.

Tool Help

An icon indicating the tool used and how many times it is going to be used.

Help Icon

Press the button to receive further indications about how to perform the action.

Pause Icon

Press the button to stop the action and take a break.



SCORE

If you work properly, you'll obtain a good score. Depending on how well you've completed the task you'll receive a higher score. Each task consists of a number of steps, and you'll obtain a different score each time you complete a step. The final score of the task will be a combination of all the step scores. Depending on this, you'll be rewarded with a wooden, bronze, silver or golden nut, depending on the final score.



*If you obtain golden nuts in each task of a job, you'll be rewarded with a trophy. You'll be able to see all your trophies by entering the Workshop in the City menu.

LEGENDARY ODD JOB

Many handymen take odd jobs in their spare time, but only the greatest handymen take Legendary Odd Jobs! There are several tasks, grouped in DIY tasks, Decoration tasks and Gardening tasks. Each time you complete a Legendary Odd Job, you'll unlock the following task.



The time in which you complete the task will also be saved, so you'll be able to compete against your own time or one of your friends. Get ready to become a Legend!

OPTIONS

Work is not everything in life, so you'll have to rest too. In the Options Menu, you have four options: Languages (to change the language of the game), Audio (to adjust the volume of sound effects, music and voices), Cut Scenes (if you want to see a previously seen cut scene) or Credits, if you want to meet the handymen responsible of this game.



CREDITS

NOBILIS PUBLISHING TEAM

Managing Director

Arnaud BLACHER

Production Director

Sébastien BRISON

Producer

Romain GOBERT

Assistant Producer

Grégory CASSEZ

Tests & Localization Manager

Alexandre MILLET

Marketing Director

Sébastien CHIRPAZ

Brand Manager

Christine PESTEL

Junior Product Manager

Olivier VERMEILLE

Web Manager

Carol DEMESSIEUX

Operations Director

Régine RIBOT

FREEDOM FACTORY TEAM

CEO

César Valencia

Producer

Jorge Rosado

Game Concept

Alfredo González-Barros

Game Designers

Álvaro González

Alfredo González-Barros

Jorge Rosado

Lead Programmer

Juanjo Garrido

Programmers

Marín Bustos

2D Engine Technical Lead Programmer

Juan Manuel Martín / Shanblue Interactive

Additional Programming

Rubén Alcañiz

Lead Animator & Character Artist

Juan B. Garraza

Lead Artist

Rafael Moreno

Artists

Felipe Aulló

Odín Fernández

Music

Román Muñoz

SFX & Audio

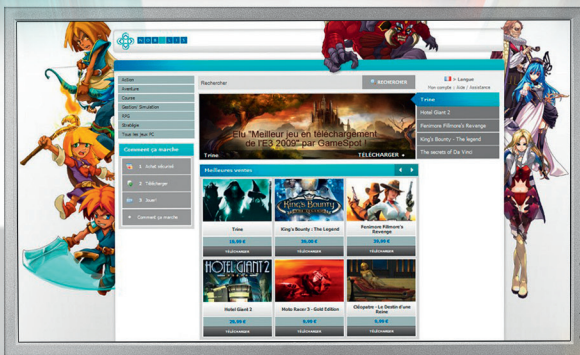
Fernando Román

FIX IT © 2009 Nobilis Group. Developed by Freedom Factory Studios. The FIX IT name and logo are registered trademarks of Nobilis Group. Nobilis and the Nobilis logo are registered trademarks of Nobilis Group. All rights reserved. All other trademarks are the properties of their respective owners.



Download all our games on:

<http://nobilis.gamesplanet.com>



© 2009 Blitz Games Studios Limited and Sikkam Studios Limited. All rights reserved. Blitz Arcade, Blitz 1-UP, Blitz Games Studios and related logos are trade marks of Blitz Games Studios Limited. Buccaneer and the Buccaneer logo are trade marks of Sikkam Studios Limited. Nobilis and its logo are registered trademarks of Nobilis group. HOTEL GIANT 2 © 2008 Nobilis. Game content and game engine © 2009 Eight Software Ltd. The HOTEL GIANT brand and logos are registered trademarks of Nobilis. Nobilis and the Nobilis logo are registered trademarks of Nobilis. All rights reserved. King's Bounty the legend © 2008 1-C Company. Developed by Katalin Interactive. All rights reserved. Nobilis and Nobilis logo are registered trademarks of Nobilis Group. Moto Racer 3 © 2006 Nobilis. Moto Racer 3 is registered trademarks of Nobilis. Nobilis and Nobilis logo are registered trademarks of Nobilis Group. All rights reserved. CLEOPATRA a queen's destiny © 2007 Nobilis Publishing. Nobilis and Nobilis logo are registered trademarks of Nobilis Group. All rights reserved. THE SECRETS OF ATLANTIS - L'Héritage Sacré © 2006. NOBILIS GROUP / DEVELOPED BY ATLANTIS INTERACTIVE ENTERTAINMENT. Nobilis and Nobilis logo are registered trademarks of Nobilis Group. All rights reserved. ASSASSIN'S CREED™ © 2006. NOBILIS GROUP. All rights reserved. Title © 2009 Frazzbyte, Inc. Developed by Frazzbyte, Inc. Published by Nobilis Publishing. Nobilis Publishing and its logo are registered trademarks of Nobilis group. All rights reserved. The secret of Da Vinci © ELECTROGAMES/NOBILIS/ITROM STUDIUM/HEOPS STUDIOZONE STUDIO 2006. Nobilis and Nobilis logo are registered trademarks of Nobilis Group. All its trademarks are the properties of their respective owners.