

COMMIT TO ★ EXCELLENCE  
**FRONT PAGE SPORTS®**

VOL. 1 NO. 1

FROM THE AWARD-WINNING SPORTS SERIES

ALL PRO



**TROPHY RIVERS™**

7006040157006015



**S I E R R A®**

COMMIT TO ★ EXCELLENCE  
FRONT PAGE SPORTS®

# TROPHY RIVERS

SALMON • TROUT • STEELHEAD

## Installation Guide

### Contents

About this Manual	2
Installing and Starting the Game	3
Game Overview	6
Getting Started	7
Fishing Screen Quick Reference	8
Customer Service	10
Technical Support	13





## About This Manual

Welcome to the *Front Page Sports: Trophy Rivers* Installation Guide. This booklet shows you how to get the game installed and running, and provides a brief overview.

Once you start *Trophy Rivers*, you'll find several kinds of built-in help to answer any game play questions you might have:

- Click the **Preview** button on the Main Menu for a brief guided tour of the game's main features.
- Point your mouse at a game button or control for a few moments, and a brief "**Button Help**" message appears. You can turn Button Help On or Off from the Options menu.
- Press **F1** or select **Help** from the Help menu to open the on-line manual. This shows you how to get the most out of all the game features and windows.
- Select **How To** from the Main Menu or Help Menu, or right-click the Fishing Screen's Pro-Tip button to open your multi-media river fishing guidebook.

- Left-click the Fishing Screen's Pro button to see **Pro-Tip** videos based on the current conditions.
- For help with the Sierra Internet Gaming System (SIGS) with Internet games, refer to the Help menu in SIGS or the *Trophy Rivers* Web page.

## Installing and Starting the Game

### Windows 95



### Installing the Game

1. Start Windows 95.
2. Insert the *Trophy Rivers* CD into the CD-ROM drive.
3. When the Install window appears, click on **INSTALL** and follow the on-screen instructions. (If the Install window does not appear, start Install by double-clicking **AUTORUN** on the *Trophy Rivers* CD.)

### Starting the Game

1. Start Windows 95.
2. Insert the *Trophy Rivers* CD into the CD-ROM drive.
3. When the Autorun window appears, click on **RUN** to start the game. (You can also start it from the Sierra folder by double-clicking the game icon.)

## Windows 3.1

### Installing the Game

(Note: This will also install Microsoft Win32s and Video for Windows to your Windows System directory, if you don't have them already.)

1. If you are in Windows 3.1, exit Windows.
2. From the DOS prompt, type **SHARE**.
3. Start Windows 3.1.
4. Insert the Trophy Rivers CD into the CD-ROM drive.
5. From the File menu, select **RUN**.
6. In the RUN window, type **d:\setup** and press **[Enter]** (assuming d is your CD-ROM drive name. Enter the correct name for your CD drive).
7. Follow the on-screen instructions.



### Starting the Game

1. Start Windows 3.1.
2. Insert the *Trophy Rivers* CD into the CD-ROM drive.
3. Open the Sierra Program Group.
4. Double-click on the **FPS: Trophy Rivers** icon to start the game.

### Additional Setup Help

During installation, your system is tested to make sure it can run the game. If you still have problems, you'll be offered on-line setup help.

Additional information may be found in the *Trophy Rivers* **README.WRI** file. You can open this file on the CD using Windows Write, Notepad, or other word processor.

### Win 95 Multi-Player Game Setup

Under Windows 95, *Trophy Rivers* supports three "remote" multiplayer game options. To use any of these options, each player must have the *Trophy Rivers* CD installed and in the CD drive, as well as the appropriate hardware:

**Modem Play:** Both players need to have a 14.4 or better modem configured for Windows 95 and connected to an open phone line.

**Network Play:** All players need to be connected to the same local area network (LAN), and on the same fileserver and subnet. Additionally, all players need to select the same network protocol (IPX or TCP/IP).

**Internet Play:** Each player needs an Internet browser that runs under Windows 95, and a 32-bit PPP connection to the Internet access via modem or network. Start your Internet connection before you try to start an Internet game.



## Game Overview

This section briefly introduces the game's main features. See the on-line Preview and Help in the game for complete information.

*Trophy Rivers* brings river fishing to your computer desktop in a highly accurate simulation modeling river water physics, environmental conditions, and trout and salmon behavior. To succeed, you will need to consider the weather, season, water conditions, and many other factors that affect how fish act. What you learn playing *Trophy Rivers*, seeing the Pro video tips, and reading the "How To" multimedia river fishing reference will be equally useful on real fishing trips...and *vice versa*.



## Getting Started

To start learning how to fish right away, select **Single Player**, then **Fishing Trip**, and then "**Quick Fish**." This gets you out on the river with everything set up nice and easy. See the Help menu for quick video tutorials on How To Cast, Playing Fish, and other topics.

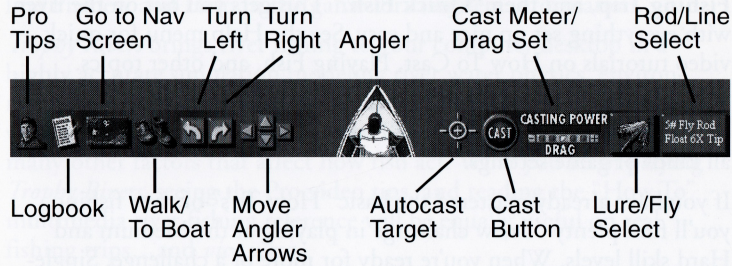
To explore different skill levels, rivers, and fishing conditions, choose the **Single Player** menu option "**Fishing Trip**." This lets you try out all kinds of game settings.

If you have already mastered the basic "How-To's" of river fishing, you'll find plenty of new challenge in playing at the Medium and Hard skill levels. When you're ready for more of a challenge, Single-Player Tournaments and Careers pit you against simulated Pro opponents and tougher conditions. You'll have to have a pretty good grasp of the game's fishing controls, fish behavior, and lure selection to be competitive here. Try the Pro Tips or How To for hints.

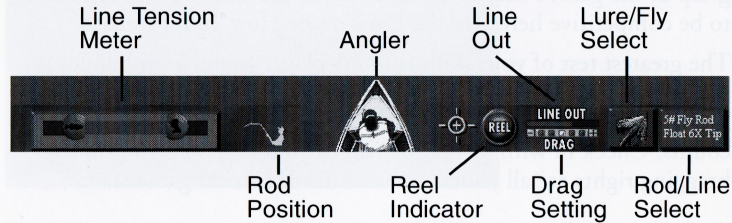
The greatest test of your skills is multi-player games with human opponents over a modem, network, or Sierra's SIGS Internet server. Tournaments are fast and frenzied contests where every second counts. Check in with lots of big fish in your logbook, and the bragging rights are all yours...at least until the next game starts.

# Fishing Screen Quick Reference

## Casting

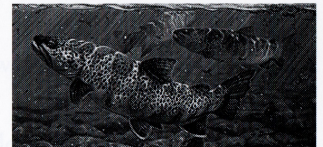


## Playing Fish



## Keyboard Controls

Help .....	F1
Reel Speed .....	1...9
Mend Fly Line Left or Right .....	[ or ]
Increase/Decrease Drag .....	+/-
Move Boat/Angler .....	Arrow Keys
In/Out of Boat .....	Spacebar
Highlight Next, Previous Option .....	Tab, Shift-Tab
Select Highlighted Option .....	Enter
Pause Game (Single-Player only) .....	P
Open Chat (Multi-Player only) .....	Any letter key
Send Message .....	Enter
Close Chat .....	Esc





## Customer Service

### United States

Sierra Direct  
7100 W. Center Rd  
STE 301  
Omaha, NE 68106

U.S.A. Sales Phone: (800) 757-7707  
International Sales: (425) 746-5771  
Hours: Monday-Saturday 7AM to 11 PM CST  
Sundays 8 AM to 9PM CST  
FAX: (402) 393-3224

### United Kingdom

Sierra On-Line Limited  
2 Beacontree Plaza,  
Gillette Way,  
Reading, Berkshire  
RG2 0BS United Kingdom

Main: (0118) 920-9111  
Monday-Friday, 9:00 a.m. - 5:00 p.m.  
Fax: (0118) 987-5603  
Disk/CD replacements in the U.K. are £6.00  
or £7.00 outside the UK. Add "**ATTN.:  
Returns.**"

### France

Parc Tertiaire de Meudon  
Immeuble "Le Newton"  
25 rue Jeanne Braconnier  
92366 Meudon La Forêt Cedex  
France

Phone: (01) 46-01-48-53  
Lundi au Vendredi de 9h à 18h  
Fax: (01) 46-30-00-65



### Germany

Sierra Coktel Deutschland  
Robert-Bosh-Str. 32  
D-63303 Dreieich  
Germany

Tel: (0) 6103-99-40-53  
Montag bis Freitag von 10h – 17Uhr  
Fax: (0) 6103-99-40-35



## On-Line Sales

**CompuServe USA:** GO SI (Cserve Mall (Sales Only))

**CompuServe USA:** GO SIERRA (Technical Support Only)

**CompuServe United Kingdom:** GO UKSIERRA

**CompuServe France:** GO FRSIERRA

**CompuServe Germany:** GO GESIERRA

**America Online:** Keyword Sierra

**Internet USA:** <http://www.sierra.com>

**Internet United Kingdom:** <http://www.sierra-online.co.uk>

**Internet France:** <http://www.sierra.fr>

**Internet Germany:** <http://www.sierra.de>

## THE SIERRA NO-RISK GUARANTEE!

**The Promise:** We want you to be happy with every Sierra product you purchase from us. Period. If for any reason you're unhappy with the product, return it within 30 days for an exchange or a full refund...EVEN IF YOU BOUGHT IT RETAIL. (Hardware ordered direct must be returned within ten days.)

**The Only Catch:** You've got to tell us why you don't like the game. Otherwise, we'll never get any better. Send it back to us and we promise we'll make things right. (If you bought it at a retail outlet, please send your original sales receipt.)

### Disk and or Manual Replacement:

Sierra On-Line Fulfillment  
4100 West 190<sup>th</sup> Street  
Torrance, CA 90504

### Product Returns:\*

Sierra On-Line Returns  
4100 West 190<sup>th</sup> Street  
Torrance, CA 90504

NOTE: To replace your disk(s) please send only Disk #1 (or the CD) and copy of your dated Receipt, if less then 90 days. After 90 days please include a \$10 handling fee along with Disk / CD #1. For Documentation, please include a \$ 5.00 handling fee and a photo-copy ONLY of disk #1. Payment should be made at the time of your request. Sorry, no credit cards. \*Returns to this address valid in North America only.

## Technical Support

### Automated Technical Support Line USA: 1-425-644-4343

Sierra On-Line offers a 24-hour Automated Technical Support line with recorded answers to the most frequently asked technical questions. To access this service, call (425) 644-4343, and follow the recorded instructions to find your specific topic and resolve the issue. If this fails to solve your problem, you may still write, or fax us with your questions, or contact us via our On-Line services.

### U.S. Technical Support

Sierra On-Line  
Technical Support  
P.O. Box 85006

Main: (425) 644-4343  
Monday-Friday, 8:00 a.m. - 4:45 p.m. PST  
Fax: (425) 644-7697

Bellevue, WA 98015-8506

### Automated Technical Support Line —United Kingdom: (0118) 920-9111

Sierra On-Line UK offers a 24-hour Automated Technical Support line with recorded answers to the most frequently asked technical questions. To access this service, call (0118) 920-9111, and follow the recorded instructions to find your specific topic and resolve the issue. If this fails to solve your problem, you may still write, or fax us with your questions, or contact us via our Internet or CompuServe sites.

### U.K. Technical Support

Sierra On-Line Limited  
2 Beacontree Plaza,  
Gillette Way,  
Reading, Berkshire  
RG2 0BS United Kingdom

Phone: (0118) 920-9111  
Monday-Friday, 9:00 a.m. - 5:00 p.m.  
Fax: (0118) 987-5603



## France

Parc Tertiaire de Meudon  
Immeuble "Le Newton"  
25 rue Jeanne Braconnier  
92366 Meudon La Forêt Cedex  
France

Téléphone: 01-46-01-46-50  
Support Technique automatisé 7 jours  
sur 7 24h/24  
Techniciens accessibles du Lundi au  
Vendredi de 10h à 19h  
Fax: 01-46-30-00-65

## Germany

Sierra Coktel Vision Deutschland  
Robert-Bosh-Str. 32  
D-63303 Dreieich  
Deutschland

Phone: (0) 6103-99-40-40  
Montag bis Freitag von 9 – 19Uhr  
Fax: (0) 6103-99-40-35  
Mailbox: (0) 6103-99-40-41

## Spain

Coktel Educative Multimedia  
Avenida de Burgos 9  
1º-OF2  
28036 Madrid  
Spain

Teléfono: (01) 383-2623  
Lunes a Viernes de 9h30 a 14h y de  
15h a 18h30  
Fax: (01) 381-2437

**Italy: Contattare il vostro distributore.**

## IT IS ILLEGAL TO MAKE UNAUTHORIZED COPIES OF THIS SOFTWARE.

This software is protected under federal copyright law. You may make one backup copy for archival purposes only. Duplication of this software for any other reason including for sale, loan, rental or gift is a federal crime. Penalties include fines as high as \$50,000 and five years in federal prison.

Sierra supports the industry effort to fight the illegal copying of personal computer software. Report Copyright Violations To:  
SPA, 1730 M Street N.W. Suite 700, Washington, D.C. 20036  
(202) 452-1600



**S I E R R A®**

This manual, and the software described in this manual, are copyrighted. No part of this manual or the described software may be copied, reproduced, translated or reduced to any electronic medium or machine-readable form without the prior written consent of Sierra On-Line, Inc. 3380 146th Place SE, Suite 300, Bellevue, WA 98007.

IBM®, PC® are trademarks of International Business Machines Corporation. Microsoft®, MS-DOS®, Windows™, Windows 95™, are trademarks of Microsoft Corporation. Materials from The Hunting and Fishing Library, Copyright Cowles Creative Publishing. All Rights Reserved. Other ® and TM designate trademarks of, or licensed to Sierra On-Line, Inc. © Sierra On-Line, Inc. 1997. All rights reserved. Printed in the USA.

OPEN FOR  
INSTALL INSTRUCTIONS  
AND FISHING SCREEN  
QUICK REFERENCE.



S I E R R A®

Call 1-800-757-7707 or visit your local retailer today. See our web site at <http://www.sierra.com>

©1997 Sierra On-Line Inc., Bellevue, WA 98007. ® and ™ designate trademarks of, or licensed to, Sierra On-Line, Inc. All rights reserved.