

---

*SLAMTILT*

---







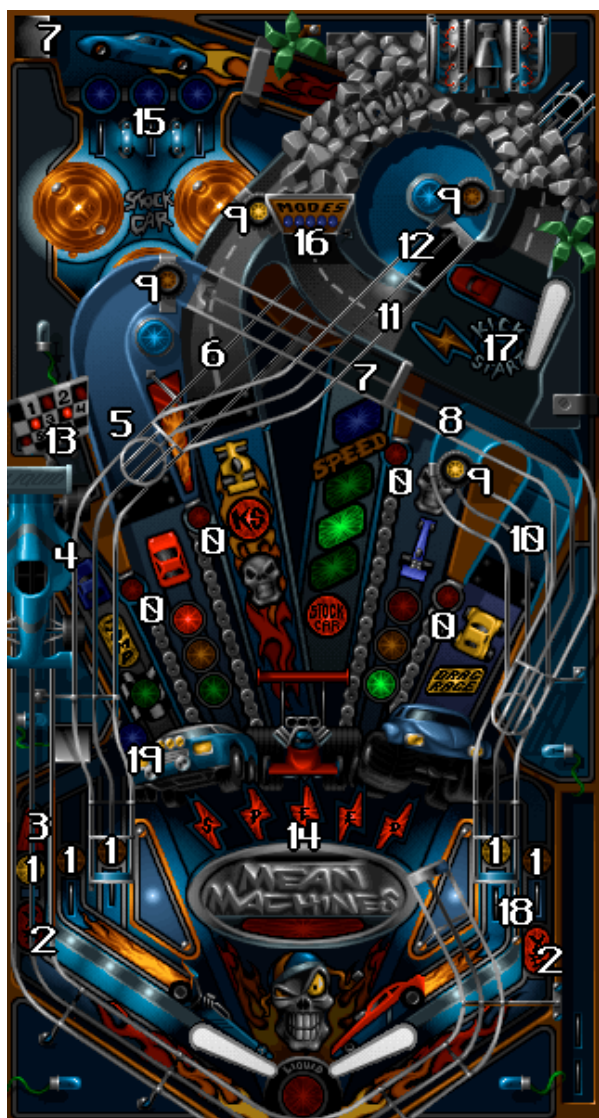


---

*SLAMTILT*

---

MEAN MACHINES













---

## *S L A M T I L T*

---

### *SPEED MODE*

■ ■ ■ ■ ■ ■ ■ ■ ■ ■ ■ ■ ■ ■ ■ ■

To enable the Speed mode you have to collect all five speed letters. You can collect the letters by playing modes or shooting the left ramp (5) or skull ramp (8) when they are showing a flashing green lamp. Once you've collected all of the letters start the mode by simply shooting the speed ball-trap (7). Speed mode is a 4-ball multiball mode. Every car lamp on the table will begin to flash and you will collect a Jackpot bonus for each ramp you shoot which is showing a flashing lamp. You can double the Jackpot bonus value for ten seconds by locking a ball in a ball-trap. If you can lock two balls simultaneously you will triple the Jackpot value and if you manage to lock three balls away you will quadruple it!

### *PIT STOP MODE*

■ ■ ■ ■ ■ ■ ■ ■ ■ ■ ■ ■ ■ ■ ■ ■

Pit Stop mode can be started even if there is another mode active. If you look at some of the ramps you will notice that they have small wheels (9) bridging them. Whenever you shoot such a ramp light the wheel and puncture a tyre on your car. If you manage to puncture all four of your tyres you will start the Pit Stop mode. A timer will start and your aim is to repair your punctured tyres. To repair a type simply shoot one of the ramps showing a lit wheel lamp. If you can fix all four tyres you will be awarded with a Jackpot bonus.

### *OVERHEAT MODE*

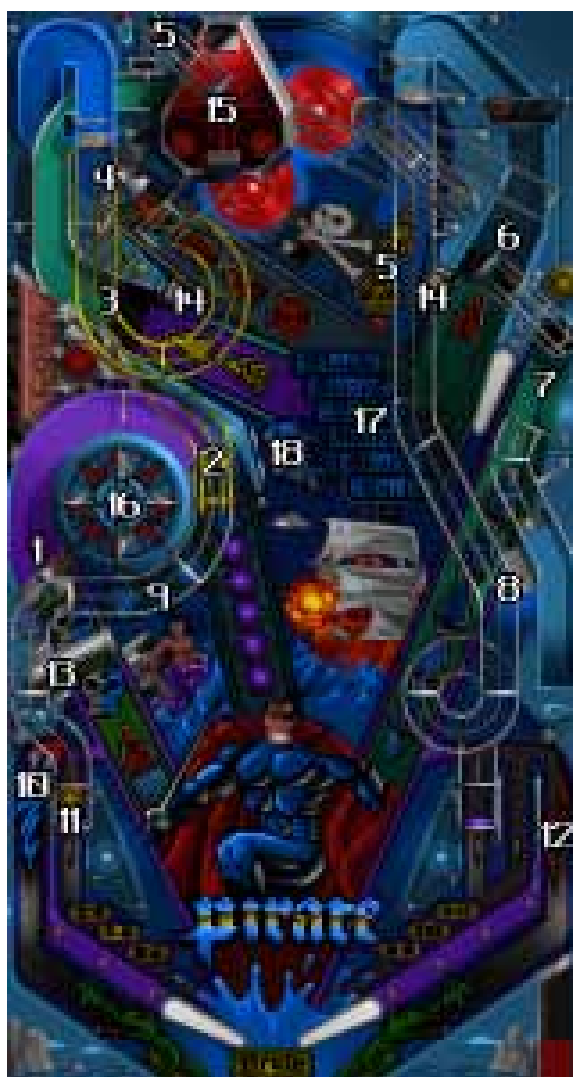
■ ■ ■ ■ ■ ■ ■ ■ ■ ■ ■ ■ ■ ■ ■ ■

The Overheat mode can be started even if there is another mode active. If you look at the inlanes and sidelanes you will notice some yellow lamps (1). These lamps will light up when the ball rolls over them and once you have lit at least one or two lamps, you can cycle them by pressing the flipper keys. When all five lamps have been lit the Overheat mode will start. In the scorepanel you will see a massive 75,000,000 point bonus start to decrease - you should now aim to shoot the blue target (19) as quickly as possible to collect the bonus shown in the panel.

---

THE PIRATE

---














---

*SLAMTILT*

---

ACE OF SPACE











---

*SLAMTILT*

---



NIGHT OF THE DEMON









# Slam Tilt Pinball

## Credits

---

**Producer:** Alvin Eohian Mullins

**Quality Assurance:** George Moneo, James H. Smith IV, Jason Tinder, Sean Pereira

**Online Manual Edition:** April 1997

# Copyrights and Trademarks

---

©1997 21<sup>st</sup> Century Entertainment, Inc.. All Rights Reserved. Design and documentation ©1997 Expert Software, Inc. Program Development. The user's guide and the software described in it are copyrighted with all rights reserved. The user's guide or software may not be copied in whole or part, without written consent of Expert Software, Inc. You may not sell, rent, lease or transfer copies of the user's guide or software in any other way without the prior consent of Expert Software, Inc.

Slam Tilt Pinball is a Trademark of 21<sup>st</sup> Century Entertainment, Inc. Expert Software, Inc. and the Expert Brand logo are Trademarks of Expert Software, Inc. Microsoft is a trademark of Microsoft Corp. All rights reserved. All other trademarks are acknowledged.

## **Expert Software License Statement**

This software is protected by both United States Copyright Law and International Treaty provisions. Expert Software, Inc. grants you this license and your continued use confirms your agreement. Therefore, you must treat the software “just like a book,” with the following single exception: Expert Software, Inc. authorizes you to make archival copies of the software for the sole purpose of backing up your software and protecting your investment from loss.

By saying “just like a book,” Expert Software, Inc. means, for example, that the software may be used by any number of people and may be freely moved from one computer to another, so long as there is no possibility of being used at one location while it’s being used in another. This is just like a book that cannot be read by two different people in two different places at the same time; neither can this software be used by two different people in two different places at the same time.

This agreement shall be construed, interpreted, and governed by the laws of the state of Florida and shall inure to the benefit of Expert Software, Inc. its successors, administrators, heirs, and assigns.

### **◆ Limited Warranty**

Limited warranty on product disks. To the original buyer only, Expert Software, Inc. warrants the disk or disks on which this product is recorded to be free of defects in material and workmanship under normal use for a period of 90 days from the purchase date. Any implied warranties of merchantability or fitness for a particular purpose are limited in duration to the period of 90 days from the date of purchase. Your sole and exclusive remedy in the event of a defect in material or workmanship under normal use is expressly limited to replacement of the defective item.

This warranty gives you specific legal rights, and you might also have other rights which vary from state to state.

No warranty on product software or User’s Guide. Even though Expert Software, Inc. has tested the software and User’s Guide and reviewed their contents, Expert Software, Inc. and its distributors and dealers make no warranties, either expressed or implied, with respect to the fitness for a particular purpose. The software and User’s Guide are distributed solely on an as is basis. The entire risk as to their quality and performance is with you. Should either the software or User’s Guide or both prove defective, you (and not Expert Software, Inc. and its distributors and dealers) assume the entire cost of all necessary servicing, repair, or correction. Expert Software, Inc. and its distributors and dealer will not be liable for direct, indirect, incidental, or consequential damages resulting from any defects in the software or User’s Guide, even if they have been advised of the possibility of such damages.

Some states do not allow limitations on how long an implied warranty lasts or the exclusion or limitation of incidental or consequential damages, so the above limitations or exclusions might not apply to you.

### **◆ Copyright**

© 1997 Expert Software, Inc. All Rights Reserved. All Rights Reserved Worldwide. The user’s guide and the software described in it are copyrighted with all rights reserved. The user’s guide or software may not be copied in whole or part, without written consent of Expert Software, Inc. You may not sell, rent, lease or transfer copies of the user’s guide or software in any other way without the prior written consent of Expert Software, Inc.

### **◆ Trademarks**

Expert Software and the Expert brand logo are trademarks of Expert Software, Inc. Microsoft and Windows are registered trademarks of Microsoft Corporation. Macintosh is a registered trademark of Apple Computer Inc. All other trademarks are acknowl-

## Product Support

Your purchase of an Expert product includes free product support to help you get the most out of your software. All Expert products are thoroughly tested and come with a Help File, User's Guide and/or Online Manual. In most cases, the answers to many of your questions are in the Help File, User's Guide and/or Online Manual. If you are having problems starting or running the program, please feel free to contact us.

### 24 Hour Automated Support

- ◆ Find answers to frequently asked questions on the worldwide web at <http://www.expertsoftware.com>
- ◆ Use our Fax Back System by calling (800) 772-5706 from your touch tone phone."


### E-mail Addresses

- ◆ You can send e-mail to [support@expertsoftware.com](mailto:support@expertsoftware.com) or [sales@expertsoftware.com](mailto:sales@expertsoftware.com)

### Mailing Address

- ◆ 800 Douglas Road, Coral Gables, FL 33134 or P.O. Box 144506, Coral Gables, FL 33134-4506.

### Telephone Product Support

 Contact a friendly Expert Product Support Specialist Monday through Friday, 9:00AM to 5:00PM EST (Eastern Standard Time).

- ◆ Telephone (305) 567-9996
- ◆ Fax (305) 569-1350.

**If you call**, you should be at your computer. Be ready to give the Product Support Specialist the 10-digit program version number from the front of your program disk or back of the CD jewel case, as well as the following information:

- ◆ If you have a Macintosh®-compatible computer:
- ◆ Please have the model, system software version and amount of memory available.
- ◆ If you have a Windows®- or MS-DOS®-compatible computer:
- ◆ The version of DOS that is installed on your computer. (You can determine the version by typing VER at the DOS prompt.)
- ◆ The version of Windows® installed on your computer.
- ◆ The type of hardware you are using:
- ◆ The brand of computer you own,
- ◆ CPU type (80386, 80486, Pentium®),
- ◆ Video type (EGA, VGA, Super VGA),
- ◆ Model and type of video card, and
- ◆ Model and type of printer.
- ◆ The exact wording of any messages that appeared on the screen.
- ◆ What happened and what you were doing when the problem occurred.