













TABLE OF CONTENTS

GETTING STARTED	
GAME CONTROLS	
INTRODUCTION	
PLAY THE GAME	
THE SURFERS	
GAME SCREEN	
SURFING	
SURFER AND BOARD SELECTION	
LEAF SLIDING (UNLOCKABLE)	
ITEMS AND COLLECTIBLES	
MULTIPLAYER	
EXTRAS	
WARRANTY	INSIDE FRONT COVER
TECHNICAL SUPPORT	INSIDE BACK COVER

GETTING STARTED

SYSTEM REQUIREMENTS

Supported OS: Windows® XP/Vista (only)

Processor: 2.0 GHz Pentium® 4 or AMD Athlon™ or better (3 GHz recommended)

RAM: 512 MB (1 GB recommended)

Video Card: 128 MB DirectX® 9.0c-compliant video card (256 MB recommended) (see supported list*)

Sound Card: DirectX 9.0c-compliant sound card (PC audio solution containing Dolby® Digital Live required for Dolby Digital audio)

DirectX Version: DirectX 9.0c (included on disc)

DVD-ROM: 4x DVD-ROM or faster

Hard Drive Space: 6.0 GB (8.0 GB recommended)

Peripherals Supported: Windows-compatible mouse, keyboard, gamepads

*Supported Video Cards at Time of Release

ATI® RADEON® 9500 Pro-9800 XT/X series (X200 NOT supported)

NVIDIA® GeForce® FX/6/7/8 series

Laptop versions of these cards may work but are NOT supported.

These chipsets are the only ones that will run this game. For the most up-to-date minimum requirement listings, please visit the FAQ for this game on our support website at: <http://support.ubi.com>.

NVIDIA® nForce™ or other motherboards/soundcards containing the Dolby® Digital Interactive Content Encoder required for Dolby Digital audio.

NOTICE: This game contains technology intended to prevent copying that may conflict with some disc and virtual drives.

INSTALLATION

INSTALLING SURF'S UP™

1. Insert the *Surf's Up*™ disc into your DVD-ROM drive. If the installer does not start on its own, double-click on My Computer and then double-click on the game icon that appears. Follow the on-screen instructions.
2. To play the game, double-click on the game icon on your desktop.

UNINSTALLING SURF'S UP™

1. Click on Start and open the Control Panel.
2. Double-click on the Add/Remove Programs icon.
3. Locate *Surf's Up*™ on the list and click on the Change/Remove button.
4. Follow the prompts until the uninstall completes.

GAME CONTROLS



Turn



Lean Back



(Air)

Air Control Balance



Cheer



(Air) Hold Tricks



Stoke Mode/(Air) Stoke Tricks




(Air) Advanced Tricks



Change Music Track

    (Air) Freestyle

 (Air) Basic Tricks Jump

Speed Boost

 Floater

INTRODUCTION

Every year, surfers from all over the world travel to Pen Gu Island to participate in the biggest surfing competition of all: Reggie Belafonte's Big Z Memorial Surf-Off. Taking place in various surf spots around Pen Gu, the competition is only open to the cream of the crop. Contestants are expected to surf in all conditions: at night, during a storm, between icebergs...not even a volcanic eruption will stop them! However, one thing stands between these contenders and victory: Tank, the nine-time champion, ready to do whatever it takes to stop any challenger who might stand between him and that 10th trophy. What kind of surfer are you? A wave-ripper, going for the glory? Or a mellow, "enjoy the ride" type of surfer? One thing's for sure, by the end of this competition, you'll be a true Surf Legend!

PLAY THE GAME

START MENU



Press Enter to begin.

CREATE GAME



Select the Create Game option. Type your name on the keyboard. When you're finished, click on OK.

SELECT SAVED GAME



Choose Select Saved Game and use the mouse or the keyboard to move through the options and select your profile. Click on the selected profile.

MAIN MENU



Use the mouse or the keyboard to navigate this menu. Select one of these options:

- **Championship:** Start competing in the championship or continue a saved game.
- **Multiplayer:** Surf against your friends at the surfing spot of your choice.
- **Leaf Sliding (unlockable):** Slide on a leaf inside the volcano's lava-made tunnels.
- **Options:** Adjust various settings. The settings you choose are saved to the current game.
- **Extras:** Watch videos and production art, enter cheat codes, and view the list of people who helped create this game.

WORLD MAP



Use the mouse or the keyboard to navigate this menu. Choose a surfing spot to zoom in on the area. Once zoomed in, you can select the level.

PAUSE MENU

During the game, press the Esc key to access the Pause menu:

- **Return to Game.**
- **Options:** Adjust various settings. The settings you choose are saved to the current game.
- **Restart Level.**
- **Quit Level:** Lose your current progress and return to the World Map.
- **Select Music:** Select the musical track. The number of tracks will increase throughout the game.

THE SURFERS

CODY MAVERICK

Quick and brash, Cody knows what it takes to succeed, but he has also learned how to enjoy the ride.

- **Origin:** Shiverpool
- **Style:** Carver
- **Starting board:** Cody's Board



LANI

A lifeguard and an accomplished surfer, Lani knows how to keep her cool in dicey situations.

- **Origin:** Pen Gu Island
- **Style:** Aerial
- **Starting board:** Hibiscus Board



CHICKEN JOE

Chicken Joe is a mellow but talented surfer. He may be a little bit "out of it," but he's a surfer with moves no one's seen before.

- **Origin:** Lake Michigan
- **Style:** Acrobat
- **Starting board:** Corn Board



RORY NUBBINS

Rory is a well-balanced surfer with personality. But nobody knows the secret to his success because no one can understand him when he speaks.

- **Origin:** Australia
- **Style:** Aerial
- **Starting board:** Aussie Blast



TATSUHI KOBAYASHI (UNLOCKABLE)

Tatsuhi's success is greatly due to his technologically advanced surfboard.

- **Origin:** Japan
- **Style:** Carver
- **Starting board:** ZX-19





ARNOLD (UNLOCKABLE)

Arnold is a small and cute surfer, but you shouldn't judge a book by its cover...

- **Origin:** Pen Gu Island
- **Style:** Acrobat
- **Starting board:** Cutie Baby



TANK (UNLOCKABLE)

Tank is the current nine-time surf champion. He has lots of brawn and is willing to use it against anyone who stands between him and victory!

- **Origin:** Pen Gu Island
- **Style:** Brawler
- **Starting board:** Reggie Special



GEEK (UNLOCKABLE)

The geek might be an out-of-shape recluse, but he has the heart of a champion and the skills to prove it.

- **Origin:** Pen Gu Island
- **Style:** Soul surfer
- **Starting board:** Barnacle Board



BIG Z (UNLOCKABLE)

The greatest surfer of all time, Big Z is both a legend and a mystery in the surf community.

- **Origin:** Pen Gu Island
- **Style:** Soul surfer
- **Starting board:** Z Old Board



SECRET SURFER (UNLOCKABLE)

- **Origin:** Timberline
- **Style:** Brawler
- **Starting board:** Tree Hugger

GAME SCREEN

Selected character

Total points accumulated in the map

Points objective to accomplish



Number of surf idols collected

Balance meter (when grinding)

Number of gates passed through

Current points (added to the total points after a successful landing or end of grind)

Energy bar:

- Use the speed boost to gain speed, break obstacles, and get rid of opponents.
- Activates the Stoke mode when filled, allowing you to perform stoke tricks.

SURFING

Follow these tips and you'll be surfing in no time!

GAINING SPEED

- Slaloming on the wave makes you gain speed! If you leave the wave, you'll go slower.

TRICKS

- To perform tricks, jump off the wave or a ramp and gain points and energy.
- Make sure you are done your trick before landing – otherwise, you'll lose all your points.

FREESTYLE TRICKS

- Freestyle tricks are launched with the arrow keys, giving you full control of your surfer's rotation.

GRINDS AND FLOATERS

- To grind, land on a specific object such as a grind rail or trees.
- Once you start grinding, you have to keep your balance using the A and D keys. Keep your eyes on the balance meter!
- To perform a floater, hold the Shift key near the wave's lip.

SPEED BOOST

- Use energy from the energy bar to launch the speed boost by pressing and holding the Space Bar. If your energy bar is full, the speed boost will last longer.
- Use the speed boost to break objects and bump other surfers to gain extra points!

STOKE MODE

- When your energy bar is full, you can enter Stoke mode by pressing the I key to perform stoke tricks.
- Stoke tricks have greater air time and faster execution and provide additional points.

COMPLETING OBJECTIVES

- Each surfing spot has unique objectives. Completing them lets you progress in the championship. They may also give you rewards!

TUBES



- In some surf levels you will encounter tubes. Try to stay in the middle of them and avoid obstacles.
- Using the Stoke mode in a tube will enable you to perform super moves.

SURFER AND BOARD SELECTION

Select the Character Selection and Board Selection icons on the World Map to change and customize your surfer and board.

SURFER SELECTION



Choose from available characters or change the character you're playing. To customize your surfer, select Customize.


SURFER CUSTOMIZATION



Turn on or off the custom item for the associated body part.

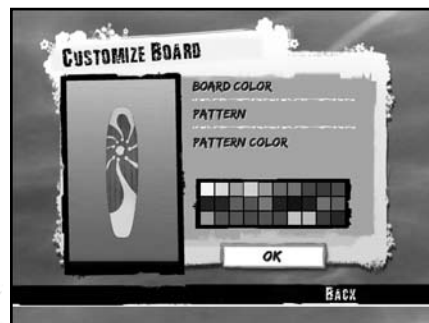
- Back
- Head
- Arm
- Wrist

BOARD SELECTION



Choose your board from the list of available ones. If your surfboard is customizable, select Customize to change its appearance.

BOARD CUSTOMIZATION



Choose a color and pattern for your board.

- **Select base color:** Choose the main color of the board.
- **Select pattern:** Choose the pattern that will go over the board's base color.
- **Select pattern color:** Choose the pattern's color.

16

LEAF SLIDING (UNLOCKABLE)

If you need a change of pace, why not try one of the leaf slides? Slide down the lava-made tunnels inside the volcano as fast as you can without falling off the track.



Cheers



Turn



Air Control



Brake




Change Music Track

- Use the A and D keys to steer while sliding down.
- Use the K key to brake.

ITEMS AND COLLECTIBLES

Trophies: Collecting trophies is the main objective of the game. They allow you to unlock new maps.



Shells: Shells represent optional objectives. They will unlock boards if the surfer goes through a number of gates in the level or beats the level's high score.



Gates: Gates are arch-like structures filled with an eerie light. Go through them to complete objectives or to get 500 extra points.

17



Billboards, thin ice walls, and other fragile objects: You can use your speed boost to break these objects and get 1,000 extra points.

Bonus objects: These bonus objects will multiply the points you earn for completing tricks.

- **Yellow object:** Multiplies your points by 5.
- **Purple object:** Multiplies your points by 3.
- **Green object:** Multiplies your points by 2.



Surf idols: There are 100 surf idols in the game. Collect them to unlock leaf slide levels, art, and videos.



Energy boost: Grab this lightning bolt to fill your energy gauge to 100%.



Clock bonus: Leaf-slide bonus that stops the timer for a few seconds.

MULTIPLAYER

This mode is available for two players. Choose Multiplayer from the Main Menu to challenge friends in a Split-Screen surfing face-off! Whoever scores the most points wins! Plug in a second controller or use the keyboard and a controller to play.

- **Choose Level:** Choose the surf spot in which you want to compete.

EXTRAS

Visit the Extras section to access additional *Surf's Up*™ material such as unlocked artwork and movie clips from the *Surf's Up*™ movie and cheat codes.

Register this game now and stay in the know!

It's simple: Go to www.ubireg.com and register your product, and you will receive a coupon code good for 10% off your next purchase at the Ubisoft online store. You can also get exclusive game updates, participate in surveys, and win cool prizes! Look for the details on www.ubi.com!

Thanks,
The Ubisoft Team

Surf's Up™
Proof-of-Purchase




Surf's Up: TM & © 2007 Sony Pictures Animation Inc. All rights reserved. Game Software excluding Sony Elements: © 2007 Ubisoft Entertainment. All rights reserved. Ubisoft, Ubi.com, and the Ubisoft logo are trademarks of Ubisoft Entertainment in the U.S. and/or other countries.



20

FREE SCOOP OF ICE CREAM ON YOUR BIRTHDAY!



BR
baskin
robbins™

birthday club

because everyone loves ice cream.

www.BaskinRobbins.com

© 2007 BR IP Holder, LLC. All rights reserved. Offer good for 2.5 oz. scoop



NOTES

NOTES



NOTES