

MINDSCAPE LICENCE AGREEMENT

SINGLE-USER PRODUCTS

This is a legal agreement between you (either an individual or an entity) and Mindscape, Inc. ("Mindscape"). BY INSTALLING OR USING THE SOFTWARE, YOU AGREE TO BE BOUND BY THE TERMS OF THIS AGREEMENT. IF YOU DO NOT AGREE TO THE TERMS OF THIS AGREEMENT, AND YOU ARE THE ORIGINAL PURCHASER OF THE SOFTWARE, PROMPTLY RETURN THE SOFTWARE (INCLUDING PRINTED MATERIALS) TO THE PLACE WHERE YOU PURCHASED IT FOR A FULL REFUND.

MINDSCAPE SOFTWARE LICENCE

GRANT OF LICENCE. This Licence Agreement permits you to use one copy of Mindscape software (the "Software"), which may include electronic documentation, for personal, non-commercial purposes only on a single computer/workstation. The Software is "in use" on a computer when it is loaded into the temporary memory (i.e., RAM) or installed into permanent memory (e.g., hard disk, CD-ROM drive, or other storage device) of that computer. You may not use the software on or over a network or any other transfer device without each concurrent user having an original copy of the Software and its documentation.

COPYRIGHT. All intellectual property rights in the Software (including all animations, audio, images, maps, music, photographs, video and text incorporated into the Software) are owned by Mindscape and its affiliates, suppliers and licensors, and are protected by copyright laws and international treaty provisions. Mindscape and its affiliates, suppliers and licensors retain all rights not expressly granted. You must treat the Software like any other copyrighted material. You may not copy the printed materials accompanying the Software. You may not rent or lease the Software, but schools and libraries may lend the Software to third parties provided the Software is in CD format and each end user is given a copy of this Licence Agreement which will govern the use of such Software. You may transfer your rights under this Agreement on a permanent basis provided you transfer the licence granted by this Agreement, and the Software and all associated printed materials, and you retain no copies, and the recipient agrees to the terms of this Agreement. You may not reverse engineer, decompile or disassemble the Software, except to the extent that this restriction is expressly prohibited by applicable law. You may not distribute printed copies of any user documentation provided in electronic format. The restrictions contained herein apply equally to hybrid CD-ROMs which may contain multiple versions of the Software for use on different operating systems. Regardless of the type of media you receive, you may use only the portion appropriate for your single-user computer/workstation.

LIMITATION OF LIABILITIES. IN NO EVENT WILL MINDSCAPE OR ITS AFFILIATES, SUPPLIERS AND LICENSORS BE LIABLE FOR ANY INDIRECT, SPECIAL, INCIDENTAL, ECONOMIC, COVER, OR CONSEQUENTIAL DAMAGES ARISING OUT OF THE USE OF OR INABILITY TO USE THE SOFTWARE, USER DOCUMENTATION, OR RELATED TECHNICAL SUPPORT, INCLUDING, WITHOUT LIMITATION, DAMAGES OR COSTS RELATING TO THE LOSS OF PROFITS, BUSINESS, GOODWILL, DATA OR COMPUTER PROGRAMS, EVEN IF ADVISED OF THE POSSIBILITY OF SUCH DAMAGES. IN NO EVENT WILL MINDSCAPE'S AND ITS AFFILIATES', SUPPLIERS' AND LICENSORS' LIABILITY EXCEED THE AMOUNT PAID BY YOU FOR THE SOFTWARE. BECAUSE SOME JURISDICTIONS DO NOT ALLOW THE EXCLUSION OR LIMITATION OF LIABILITY FOR CONSEQUENTIAL OR INCIDENTAL DAMAGES, THE ABOVE LIMITATION MAY NOT APPLY TO YOU.

© 2006 Mindscape. All rights reserved. Developed by Constructive Learning.

Installation PC

Insert the CD into your CD Drive.

A window will appear asking if you would like to register for the Mindscape Club. (This registration enables you to receive promotional offers, updates and information on our products.)

Then the autorun window for *Thomas & Friends: Special Delivery* will appear.

Follow the instructions which appear on your screen.

If no autorun window appears, you can install the game manually:

- Click on **Start** followed by clicking **Run**.
- Type "D:\eaautorun.exe" on the line entitled "Open:" (if the letter "D" does not correspond to your CD-ROM Drive, please replace it with the suitable letter).
- Click **OK**.

Thomas & Friends: Special Delivery

There are some new animals just arrived at the port, and James is chosen to take them to their new home at the Zoo. He is very proud of this important job and wants to show off to his friend Bertie – which means taking a detour instead of going straight to the Zoo.

But oh no! James gets lost and can't find his way back to the Zoo! He will be late delivering the animals and The Fat Controller will be very cross. Thomas and Harold are sent to go and look for him.


Your child will help Thomas, James and Harold to deliver the special cargo safe and sound at the zoo.

Selecting a game

To create a new game, click on one of the trains.

The session is saved: if you leave a game in the middle of playing, you can continue it later on.


A cross placed under a train indicates that a game already exists. Just click on the train to continue the game, or click on the cross to delete it.



Selecting the difficulty level of the games

When creating a new game, you must select the difficulty level in which you wish to play the games. The level – easy or difficult – applies to the entire game and can no longer be changed during the game.

If you wish to change the difficulty level, you must create a new game, or play the games in Chapter mode.




Main menu

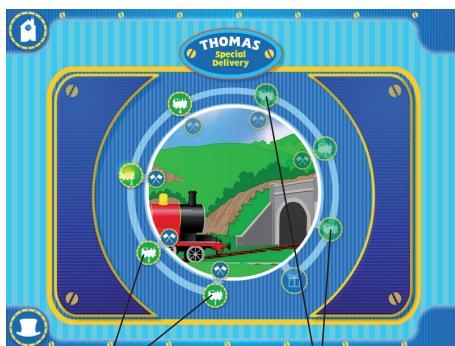


The main menu gives access to:

- **Story Mode:** you will see the story which is divided up into 7 chapters. You must fully see a chapter to access the game which ends it and successfully finish this game to go on to the next chapter.



- **Chapter Mode:** you are able to view the chapters and play the games in the order you prefer and as often as you like. But, beforehand, you must have looked at them in Story Mode.



ACCESSIBLE CHAPTERS AND GAMES

CHAPTERS AND GAMES NOT YET ACCESSIBLE

- The **Extra Game:** select a background and build your own route. Then watch Thomas move along on the rails.



Technical support

The MINDSCAPE Technical Support Centre can only be reached via e-mail or web.

For the UK

Email: uktechsupport@mindscape.co.uk

Web: <http://www.mindscape.co.uk/techsupport/CommonProblems.asp>

For Australia and New Zealand

Email: supportau@mindscape.com.au

Web: <http://www.mindscape.com.au/techsupport/CommonProblems.asp>

Every care has been taken during the development of this title to ensure it runs reliably on most PCs. However, your system may be running a configuration that was not tested during development and this configuration of hardware / software may be causing problems with the game running.

On our website under Technical Support / Common Problems, you will find a standard troubleshooting guide that will help to resolve most software conflicts that typically cause crashing and hangs during the use of any of our programs. If you cannot find this guide, please email us and we'll be able to send you a copy.

When contacting technical support, please provide as much information as you can about your computer system and the problem you are experiencing. If you are experiencing any error messages, please provide full details of the message. Please, also include your phone number so we can reach you if we need more information.

We regret we cannot offer hints and tips, as the service is provided for technical difficulties only.